

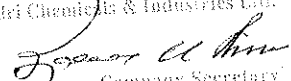
Format of holding of specified securities

Annexure - I

- 1 Name of Listed Entity: **Himadri Chemicals & Industries Ltd**
- 2 Scrip Code/ Name of Scrip/Class of Security - **BSE- 500184 / NSE- HCIL**
- 3 Share Holding Pattern Filed under: **Reg. 31(1)(a)/Reg. 31(1)(b)/Reg.31(1)(c)**
- a If under 31(1)(b) then indicate the report for Quarter ending- **31st December 2015**
- b If under 31(1)(c) then indicate date of allotment/ extinguishment **N.A.**
- 4 Declaration: The Listed entity is required to submit the following declaration to the extent of submission of information:-

Particulars	Yes/ No
1. Whether the Listed Entity has issued any partly paid up shares?	No
2. Whether the Listed Entity has issued any Convertible Securities or Warrants?	Yes*
3. Whether the Listed Entity has any shares against which depository receipts are issued?	No
4. Whether the Listed Entity has any shares in locked-in?	No
5. Whether any shares held by promoters are pledge or otherwise encumbered?	No

* If the Listed Entity selects the option 'No' for the questions above, the columns for the partly paid up shares, outstanding convertible securities /warrants, depository receipt, locked in shares, number of shares pledged or otherwise encumbered by 'promoters, as applicable, shall not be displayed at the time of dissemination on the Stock Exchange website. Also wherever there is 'No' declared by Listed Entity in above table the values will be considered as 'Zero' by default on submission of the format of holding of specified securities.

For Himadri Chemicals & Industries Ltd.

Company Secretary




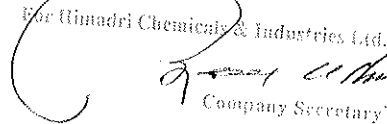
Table I - Summary Statement holding of specified securities

Category (I)	Category of shareholder (II)	Nos. of shareholders (III)	No. of fully paid up equity shares held (IV)	No of Partly paid-up equity shares held (V)	No. of shares underlying Depository Receipts (VI)	Total nos. shares held VII = IV+V+VI	Shareholding as a % total no. of shares (calculated as per SCRR, 1957) (VIII) As a % of (A+B+C2)	'Number of Voting Rights held in each class of securities (IX)			No. of Shares Underlying Outstanding convertible securities (including Warrants) (X)	Shareholding, as a % assuming full conversion of convertible securities (as a percentage of diluted share capital) (XI)=(VII)+(X) as a % of (A+B+C2)	Number of Locked in shares (XII)		Number of Shares pledged or otherwise encumbered (XIII)		Number of equity shares held in dematerialized form (XIV)	
								No of Voting Rights					Total as a % of (A+B+ C)	No. (a)	As a % of total Shares held (b)	No. (a)		As a % of total Shares held (b)
								Equity	Class Y	Total								
(A)	Promoter & Promoter Group	12	172139910	0	0	172139910	44.63	172139910	0	172139910	44.63	0	40.97	0	0	0	0	172139910
(B)	Public	17492	213592660	0	0	213592660	55.37	213592660	0	213592660	55.37	34391259	59.03	0	0	0	0	205375875
(C)	Non Promoter- Non Public																	
	(C1) Shares underlying DRs	0	0	0	0	0	0.00	0	0	0	0.00	0	0.00	0	0	0	0	0
	(C2) Shares held by Employees Trusts	0	0	0	0	0	0.00	0	0	0	0.00	0	0.00	0	0	0	0	0
	Total (A+B+C2)	17504	385732570	0	0	385732570	100.00	385732570	0	385732570	100	34391259	100					377515785

Note:

420123829

1 Notes: 1) The Company has issued single class of Equity shares of Re.1/- each, therefore, submission of details of voting rights of different classes of securities are not applicable to the Company; 2) The Company in the year 2009 had issued 70 Foreign Currency Convertible Bonds (FCCB) face value of USD 100,000 each to International Finance Corporation (IFC) Washington, DC, USA on 15.4.2009 and as per terms of issue, these FCCB(s) are optionally convertible into equity shares of Rs.10/- each at the conversion price of Rs. 135/- per equity share. Since the face value of equity share of Rs.10/- has been sub-divided/ split into equity shares of Re.1/- each, accordingly, the conversion price has been taken and adjusted to Rs.13.50/- per equity shares of Re.1/- each. 3) The INR of FCCB as on 31st December 2015 at exchange rate of Rs. 66.3260 per USD would be Rs.464,282,000/-; 4) The company would require to issue 34,391,259 equity shares of Re.1/- each at the price of Rs.13.50 per equity share assuming full conversion of FCCB 5) The Diluted Equity shares as on 31st December 2015 would be 420,123,829 Equity shares of Re.1/- each. 6) Under Public > 1% VCIGPM Ltd holding includes 5 PAC viz: i) Growth Partnership PR Srinivasan Co. INV Trust, ii) Growth Partnership Vinayak Shenvi Co Inv Trust, iii) Growth Partnership Vivek Chhachhi Co INV Trust, iv) Growth Partnership J K Basu Co INV Trust, v) Growth Partnership PR Ajay Relan Trust

For Himadri Chemicals & Industries Ltd.

 Company Secretary


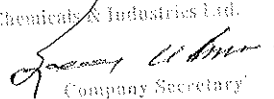


Table II - Statement showing shareholding pattern of the promoter and Promoter Group

	Category & Name of the Shareholders (I)	PAN (II)	No. of shareholder (III)	No. of fully paid up equity shares held (IV)	Partly Paid up equity shares held (V)	No. of shares underlying Depository Receipts (VI)	Total No. of shares held (VII= IV+V+VI)	Shareholding % calculated as per SCRR, 1957 As a % of (A+B+C2) (VIII)	Number of Voting Rights held in each class of securities (IX)			No. of Shares Underlying Outstanding convertible securities (Including warrants) (X)	Shareholding, as a % assuming full conversion of convertible securities (as a % of diluted share capital) (XI)= (VII)+(X) as a % of A+B+C2	Number of Locked in shares (XII)		Number of Shares pledged or otherwise encumbered (XIII)		Number of equity shares held in dematerialized form (XIV)	
									No. of Voting Rights		Total as a % of Total Voting Rights			No. (a)	As a % of total Shares held (b)	No. (a)	As a % of total Shares held		
									Equity	Class Y									Total
[1]	Indian																		
(a)	Individuals/Hindu Undivided Family																		
1	SUSHILA DEVI CHOUDHARY	ACBPC0408M	1	850000	0	0	850000	0.22	850000	0	850000	0.22	0	0.20	0	0	0	0	850000
2	SAROJ DEVI CHOUDHARY	ACAPC2058G	1	822850	0	0	822850	0.21	822850	0	822850	0.21	0	0.20	0	0	0	0	822850
3	SHEELA DEVI CHOUDHARY	ACPPC5982Q	1	763420	0	0	763420	0.20	763420	0	763420	0.20	0	0.18	0	0	0	0	763420
4	KANTA DEVI CHOUDHARY	ABYPC0683L	1	822850	0	0	822850	0.21	822850	0	822850	0.21	0	0.20	0	0	0	0	822850
5	DAMODAR PRASAD CHOUDHARY	ABYPC3543M	1	1484280	0	0	1484280	0.38	1484280	0	1484280	0.38	0	0.35	0	0	0	0	1484280
6	BANKEY LAL CHOUDHARY	ACAPC5678C	1	1484280	0	0	1484280	0.38	1484280	0	1484280	0.38	0	0.35	0	0	0	0	1484280
7	VIJAY KUMAR CHOUDHARY	ACAPC5679D	1	3266640	0	0	3266640	0.85	3266640	0	3266640	0.85	0	0.78	0	0	0	0	3266640
8	SHYAM SUNDAR CHOUDHARY	ACIPC4648K	1	3234280	0	0	3234280	0.84	3234280	0	3234280	0.84	0	0.77	0	0	0	0	3234280
(b)	Central Government / State Government(s)		0	0	0	0	0	0.00	0	0	0	0.00	0	0.00	0	0	0	0	0
(c)	Financial Institutions/ Banks		0	0	0	0	0	0.00	0	0	0	0.00	0	0.00	0	0	0	0	0
(d)	Any Other-Bodies Corporates																		
1	HIMADRI CREDIT AND FINANCE LTD	AAACH8166K	1	9487000	0	0	9487000	2.46	9487000	0	9487000	2.46	0	2.26	0	0	0	0	9487000
2	HIMADRI COKE AND PETRO LIMITED	AACH0031P	1	5500000	0	0	5500000	1.43	5500000	0	5500000	1.43	0	1.31	0	0	0	0	5500000
3	HIMADRI INDUSTRIES LTD	AAACH6475M	1	46140000	0	0	46140000	11.96	46140000	0	46140000	11.96	0	10.98	0	0	0	0	46140000
4	HIMADRI DYES AND INTERMEDIATES LTD	AAACH7634Q	1	98284310	0	0	98284310	25.48	98284310	0	98284310	25.48	0	23.39	0	0	0	0	98284310
	Sub-Total(A)[1]		12	172139910	0	0	172139910	44.63	172139910	0	172139910	44.63	0	40.97	0	0	0	0	172139910
[2]	Foreign																		
	Individuals(Non- Resident Individuals)																		
(a)	Foreign Individuals		0	0	0	0	0	0.00	0	0	0	0.00	0	0.00	0	0	0	0	0
(b)	Government		0	0	0	0	0	0.00	0	0	0	0.00	0	0.00	0	0	0	0	0
(c)	Institutions		0	0	0	0	0	0.00	0	0	0	0.00	0	0.00	0	0	0	0	0
(d)	Foreign Portfolio Investors		0	0	0	0	0	0.00	0	0	0	0.00	0	0.00	0	0	0	0	0
(e)	Any Other (Specify)		0	0	0	0	0	0.00	0	0	0	0.00	0	0.00	0	0	0	0	0
	Sub-Total(A)[2]		0	0	0	0	0	0	0	0	0	0	0	0	0	0	0	0	0
	Total Shareholding of Promoter and Promoter Group (A)=[A][1]+[A][2]		12	172139910	0	0	172139910	44.63	172139910	0	172139910	44.63	0	40.97	0	0	0	0	172139910

For Himadri Chemicals & Industries Ltd.

 Company Secretary


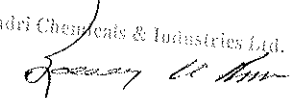



Table III - Statement Showing Shareholding Pattern

	Category & Name of the Shareholder (I)	PAN (II)	No. of the shareholders (III)	No. of fully paid up equity shares held (IV)	No of Partly paid-up equity shares held (V)	No. of shares underlying Depository Receipts (VI)	Total nos. shares held VII = IV+V+VI	Shareholding as a % total no. of shares (calculated as per SCRR, 1957) (VII) As a % of (A+B+C2)	Number of Voting Rights in each class of securities			held (IX)	No. of Shares Underlying Outstanding convertible securities (Including Warrants) (X)	Shareholding, as a % assuming full conversion of convertible securities (as a percentage of diluted share capital) (XI)=(VII)+(X) as a % of (A+B+C2) (XI)	Number of Locked In shares (XII)		Number of Shares pledged or otherwise encumbered (XIII)		Number of equity shares held In dematerialized form (XIV)	
									No of Voting Rights						Total as a % of (A+B+C)	No. (a)	As a % of total Shares held (b)	No. (a)		As a % of total Shares held (b)
									Equity	Class Y	Total									
[1]	Institutions																			
(a)	Mutual Funds																			
	PNB Principal Trustee(PNB Mutual)		1	3000	0	0	3000	0.001	3000	0	3000	0.0008	0	0.00	0	0	0	0	0	
(b)	Venture Capital Funds		0	0	0	0	0	0.000	0	0	0	0.0000	0	0.00	0	0	0	0	0	
(c)	Alternate Investment Funds		0	0	0	0	0	0.000	0	0	0	0.0000	0	0.00	0	0	0	0	0	
(d)	Foreign Venture Capital Investors		0	0	0	0	0	0.000	0	0	0	0.0000	0	0.00	0	0	0	0	0	
(e)	Foreign Portfolio Investors		0	0	0	0	0	0.000	0	0	0	0.0000	0	0.00	0	0	0	0	0	
(f)	Financial Institutions/Banks																			
	The Sangli Bank Ltd		1	1000	0	0	1000	0.000	1000	0	1000	0.0003	0	0.00	0	0	0	0	1000	
	Bank of India		1	3000	0	0	3000	0.001	3000	0	3000	0.0008	0	0.00	0	0	0	0	0	
	Union Bank of India		1	10000	0	0	10000	0.003	10000	0	10000	0.0026	0	0.00	0	0	0	0	0	
	United India Insurance Co Ltd		1	2000	0	0	2000	0.001	2000	0	2000	0.0005	0	0.00	0	0	0	0	0	
(g)	Insurance Companies		0	0	0	0	0	0.000	0	0	0	0.0000	34391259	8.19	0	0	0	0	0	
(h)	Provident Funds/ Pension Funds		0	0	0	0	0	0.000	0	0	0	0.0000	0	0.00	0	0	0	0	0	
(i)	Anu Other(Specify)		0	0	0	0	0	0.000	0	0	0	0.0000	0	0.00	0	0	0	0	0	
	Sub Total (B) [1]		6	19000	0	0	19000	0.005	19000	0	19000	0.005	34391259	8.19	0	0	0	0	1000	
[2]	Central Government/ State Government(s)/President of India		0	0	0	0	0	0.000	0	0	0	0.0000	0	0.00	0	0	0	0	0	
	Sub Total (B)[2]		0	0	0	0	0	0.000	0	0	0	0.000	0	0.00	0	0	0	0	0	

For Himadri Chemicals & Industries Ltd.

 Company Secretary



[3]	Non Institutions																			
(a)	Individuals																			
	i. Individuals shareholders holding nominal share capital upto Rs. 2 Lakhs.	16799	26033215	0	0	26033215	6.749	26033215	0	26033215	6.7490	0	6.20	0	0	0	0	0	0	17997230
	ii. Individuals shareholders holding nominal share capital in excess of Rs. 2 lakhs	20	11062593	0	0	11062593	2.868	11062593	0	11062593	2.8679	0	2.63	0	0	0	0	0	0	11062593
(b)	NBFC registered with RBI	0	0	0	0	0	0.000	0	0	0	0.0000	0	0.00	0	0	0	0	0	0	0
(c)	Employee Trust	0	0	0	0	0	0.000	0	0	0	0.0000	0	0.00	0	0	0	0	0	0	0
(d)	Overseas Depositories (holding DRs balancing figure)	0	0	0	0	0	0.000	0	0	0	0.0000	0	0.00	0	0	0	0	0	0	0
(e)	Any Other (Specify)																			
	i. NRI	95	191434	0	0	191434	0.050	191434	0	191434	0.0496	0	0.05	0	0	0	0	0	0	191434
	Foreign Companies																			
	i) BC India Investments	AADCBS822B	1	103178860	0	0	103178860	26.749	103178860	0	103178860	26.7488	0	24.56	0	0	0	0	0	103178860
	ii) VCIGPM Limited	AACCCS963H	1	47053425	0	0	47053425	12.198	47053425	0	47053425	12.1985	0	11.20	0	0	0	0	0	47053425
	Trust																			
	GROWTH PARTNERSHIP AJAY RELAN CO-INVESTMENT TRUST (PAC for VCIGPM Limited)	AAATG9364R	1	124579	0	0	124579	0.032	124579	0	124579	0.0323	0	0.03	0	0	0	0	0	124579
	GROWTH PARTNERSHIP J.K. BASU CO-INVESTMENT TRUST (PAC for VCIGPM Limited)	AAATG9366P	1	8272	0	0	8272	0.002	8272	0	8272	0.0021	0	0.00	0	0	0	0	0	8272
	GROWTH PARTNERSHIP VIVEK CHHACHHI CO-INVESTMENT TRUST (PAC for VCIGPM Limited)	AAATG9365Q	1	8272	0	0	8272	0.002	8272	0	8272	0.0021	0	0.00	0	0	0	0	0	8272
	GROWTH PARTNERSHIP VINAYAK SHENVI CO-INVESTMENT TRUST (PAC for VCIGPM Limited)	AAATG9353L	1	8272	0	0	8272	0.002	8272	0	8272	0.0021	0	0.00	0	0	0	0	0	8272
	GROWTH PARTNERSHIP P.R. SRINIVASAN CO-INVESTMENT TRUST (PAC for VCIGPM Limited)	AAATG9367N	1	8272	0	0	8272	0.002	8272	0	8272	0.0021	0	0.00	0	0	0	0	0	8272
	Bodies Corporates																			
	Apsara Infrastructure Pvt Ltd	AAGCA2978N	1	12886370	0	0	12886370	3.341	12886370	0	12886370	3.3408	0	3.07	0	0	0	0	0	12886370
	Others - Bodies Corporate		564	13010096	0	0	13010096	3.373	13010096	0	13010096	3.3728	0	3.10	0	0	0	0	0	12847296
	Sub Total (B)[3]		17486	213573660	0	0	213573660	55.368	213573660	0	213573660	55.3683	0	50.84	0	0	0	0	0	205374875
	Total Public Shareholding (B) = (B)(1)+(B)(2)+(B)(3)		17492	213592660	0	0	213592660	55.373	213592660	0	213592660	55.373	0	59.03	0	0	0	0	0	205375875

420123829

For Himadri Chemicals & Industries Ltd.


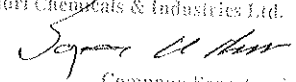

 Company Secretary

Table IV- Statement showing shareholding pattern of the Non Promoter- Non Public shareholder

	Category & Name of the Shareholder (I)	PAN (II)	Nos. of shareholders (III)	No. of fully paid up equity shares held (IV)	Partly paid-up equity shares held (V)	No. of shares underlying Depository Receipts (VI)	Total nos. shares held VII = IV+V+VI	Shareholding as a % total no. of shares (calculated as per SCRR, 1957) (VIII) As a % of (A+B+C2)	Number of Voting Rights held in each class of securities (IX)				No. of Shares Underlying Outstanding convertible securities (including Warrants) (X)	Shareholding, as a % assuming full conversion of convertible securities (as a percentage of diluted share capital) (XI)={VII}*(X) as a % of (A+B+C2) (XI)	Number of Locked In shares (XII)		Number of Shares pledged or otherwise encumbered (XIII)		Number of equity shares held in dematerialized form (XIV)
									No of Voting Rights			Total as a % of (A+B+ C)			No. (a)	As a % of total Shares held (b)	No. (a)	As a % of total Shares held (b)	
									Equity	Class Y	Total								
[1]	Custodian / DR Holder																		
	(a) Name of the DR Holder, if available	NA	0	0	0	0	0	0	0	0	0	0	0	0	0	0	0	0	0
[2]	Employee Benefit Trust (under SEBI (Share Based Employee Benefit) Regulations, 2014)	NA	0	0	0	0	0	0	0	0	0	0	0	0	0	0	0	0	0
	Total Non Promoter- Non Public Sharehold In (C)= (C){1}+(C){2}	NA	0	0	0	0	0	0	0	0	0	0	0	0	0	0	0	0	0

For Hindari Chemicals & Industries Ltd.

 Company Secretary

